

# Club Notes:



October 2012



September was a very busy month for everybody! Kim spent a full week in Montana with her Dad...helping him sort through 50 years or so of papers. She said she didn't think he had ever thrown away anything in his entire life! Half way through the week, she sent me a photo of the pile of empty boxes. While she was gone, I spent most of my "free time" doing that Mom thing....ball practice, ball games, gearing up for Jordan's Girl Scout weekend (low ropes course, wall climbing, zip-lining, and archery). Alan & I had an entire weekend with NO CHILDREN. We pretty much didn't know what to do with ourselves...so we made plans to take the other daughter & her hubby out for dinner. Kim said we needed "date lessons."

I also spent a lot of time talking to our Sweet Dreams Quilt Studio customers. You guys are amazing! The interesting patterns you asked for this month were very creative, and Kim had a lot of fun with them. And, after all those boxes of papers, she needed the creative outlet! Kim's husband, Dave, gave Kim a panoramic view for her birthday....a 10' bank of windows so she can better enjoy nature. Will we ever restore order to the office? Didn't we just get it all settled? We'll enjoy the view when it's done!

We've had a fair amount of rain over the past several weeks so things have greened up considerably! Just in time for the leaves to start the fall color change! This weekend, my husband and I went to Indiana to visit my sister and her husband (well, my husband went to the Ducktail Run hotrod car show with my brother-in-law). I visited with my sister. We hit a great used book store, and then visited Kay England's quilt shop in Carmel, IN. If any of you live close to Indianapolis you should check out their sale fabric room, as they had full bolts of fabric on sale for about \$4.00/yard.....that's how I like to buy my backing fabric....a bolt at a time on sale! Enjoy the patterns this month! Janet & Kim

The Jade King contains 115 patterns,  
including 39 panos, a retail value of \$1345.

# Panos



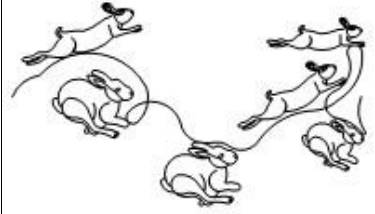
Pattern: barnabas owl pano 001

Archive: Jade King



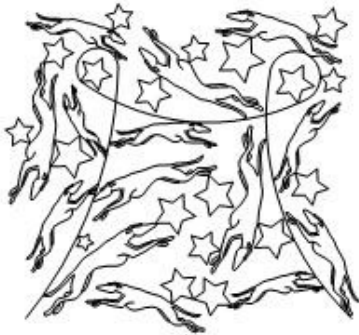
Pattern: aeo

Archive: Jade King




Pattern: hares overlay

Archive: Jade King



Pattern: greyhound pano 001

Archive: Jade King



Pattern: grass texture pano 001

Archive: Jade King



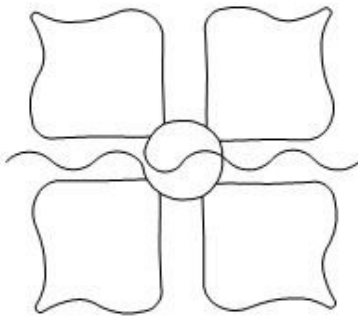
Pattern: dans irregular lines 87

Archive: Jade King



Pattern: dairy cow dance pano 001

Archive: Jade King



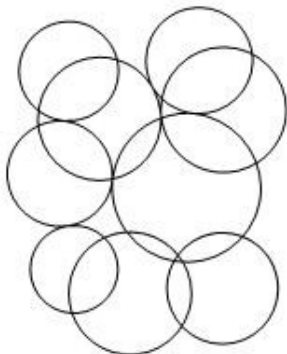
Pattern: call out pano

Archive: Jade King




Pattern: huskies pano 001

Archive: Jade King



Pattern: bbp circles 002

Archive: Jade King



Pattern: katie pano 001

Archive: Jade King



Pattern: background fill pano 003 sq

Archive: Jade King




# Panos Con't.



Pattern: background fill pano 002

Archive: Jade King




Pattern: amy butler lotus flower

Archive: Jade King




Pattern: all sports bobcats 001

Archive: Jade King



Pattern: alaska pano 003

Archive: Jade King



Pattern: alaska pano 003

Archive: Jade King




Pattern: alaska pano 002

Archive: Jade King



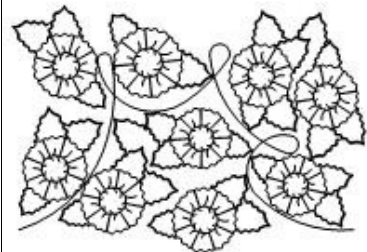
Pattern: alaska pano 001

Archive: Jade King



Pattern: beagle overlay

Archive: Jade King



Pattern: poppy pano 004

Archive: Jade King



Pattern: superhero shield pano 001

Archive: Jade King



Pattern: straight lines 66 inches

Archive: Jade King



Pattern: spiders web no spiders 001

Archive: Jade King



Pattern: soda bottle pano 01

Archive: Jade King



Pattern: sew and tele pano 001

Archive: Jade King

*Panos Cont.*



Pattern: reagan pano 002

Archive: Jade King



Pattern: reagan pano 001

Archive: Jade King



Pattern: holly pano 001

Archive: Jade King



Pattern: pride of oklahoma

Archive: Jade King



Pattern: taylor pano 001

Archive: Jade King



Pattern: muskies

Archive: Jade King




Pattern: mia pano

Archive: Jade King




Pattern: masks and musical notes

Archive: Jade King



Pattern: lucy pano 002

Archive: Jade King



Pattern: lucy pano 001

Archive: Jade King




Pattern: lovejoy leopards pano

Archive: Jade King



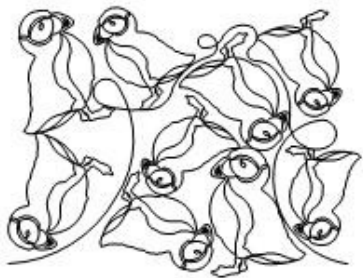
Pattern: lily pano 001

Archive: Jade King



Pattern: lauren pano 001


Archive: Jade King



Pattern: puffin pano 001

Archive: Jade King



Panos Con't.



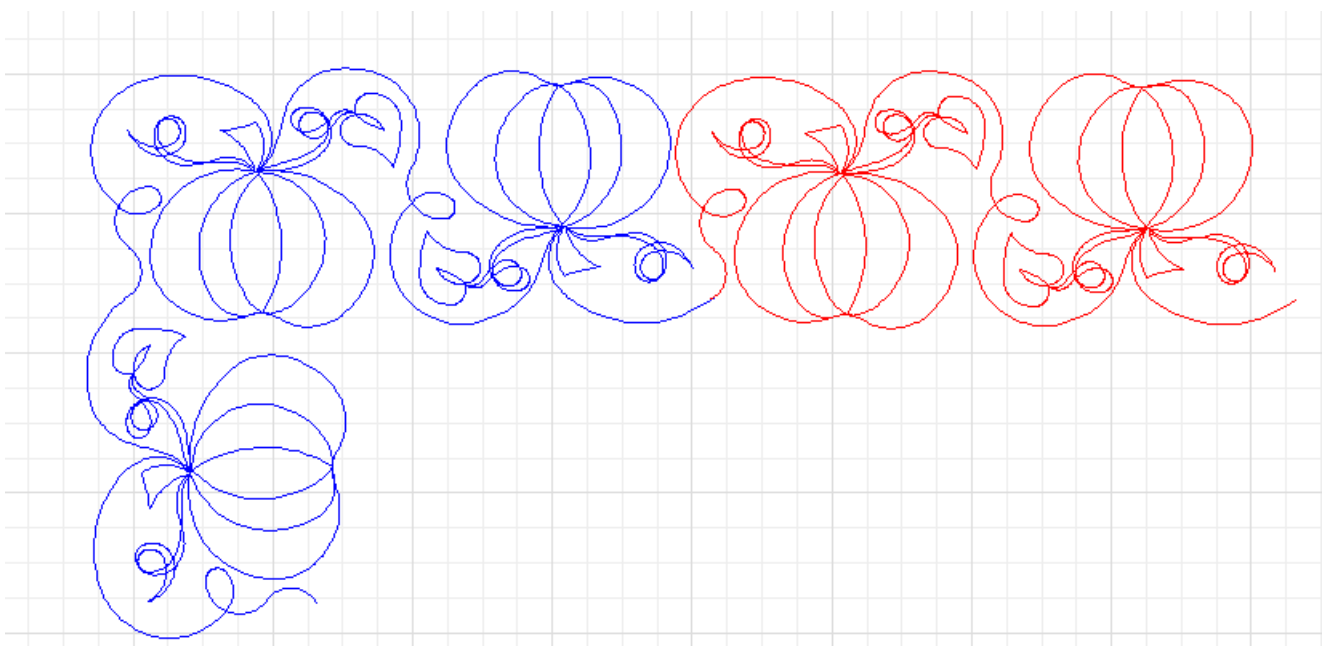
Three new patterns  
for the Double  
Wedding Ring Quilt:



- Wedding Ring Feather 001
- Wedding Ring Feather 002
- Wedding Ring Feather Mel-  
lon 001

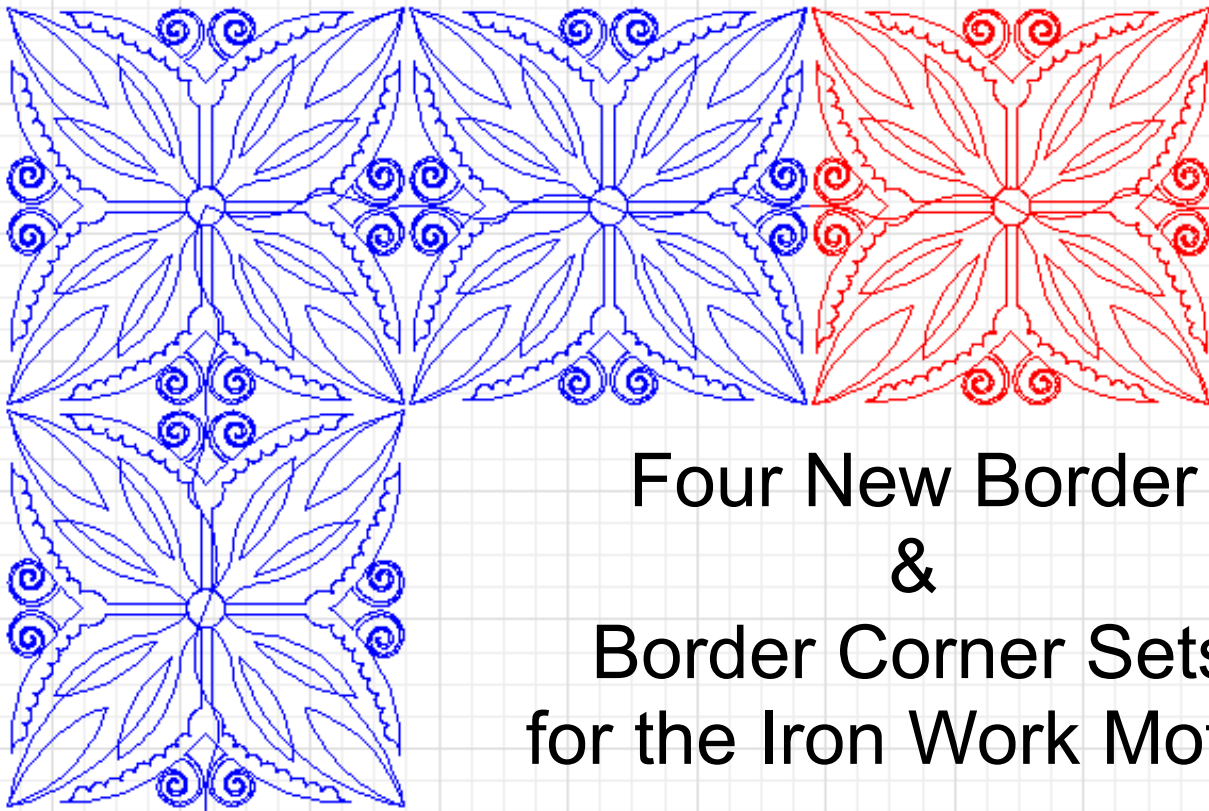




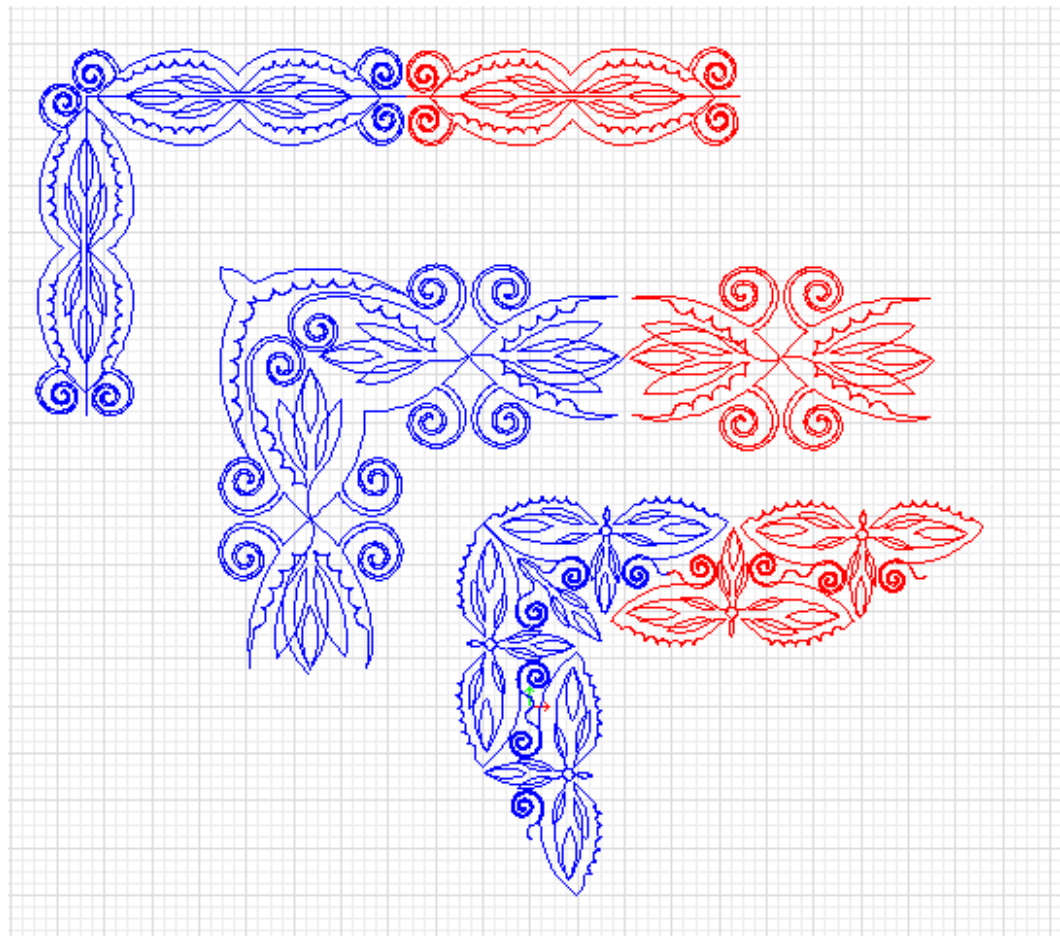
**New Border  
and Border  
Corners  
Sets**







# Four New Border & Border Corner Sets for the Iron Work Motifs





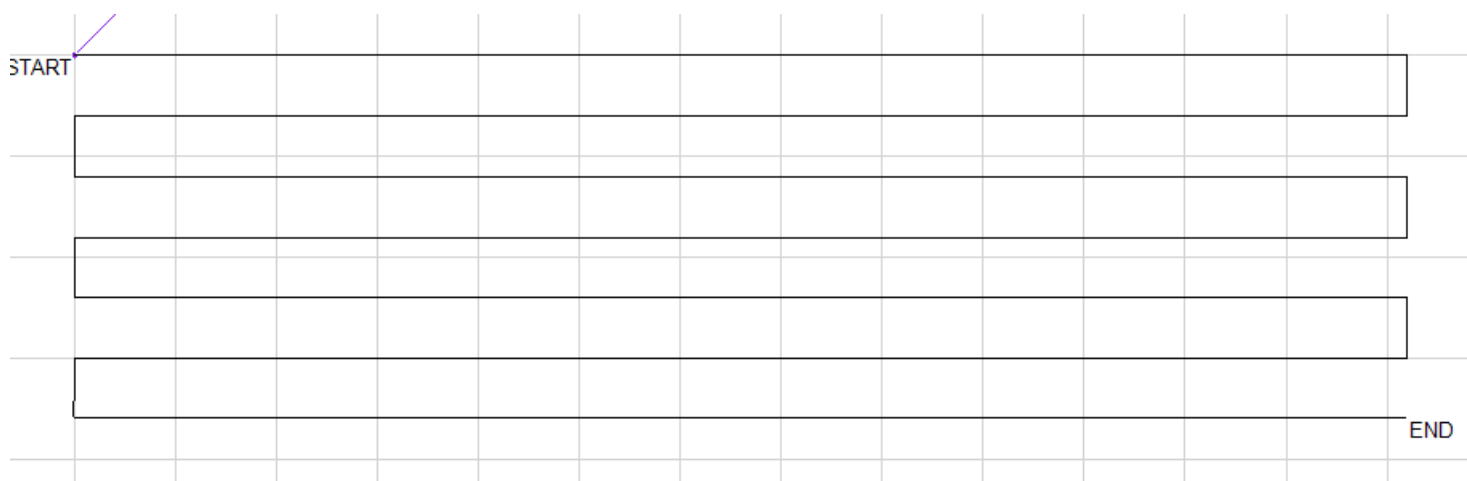
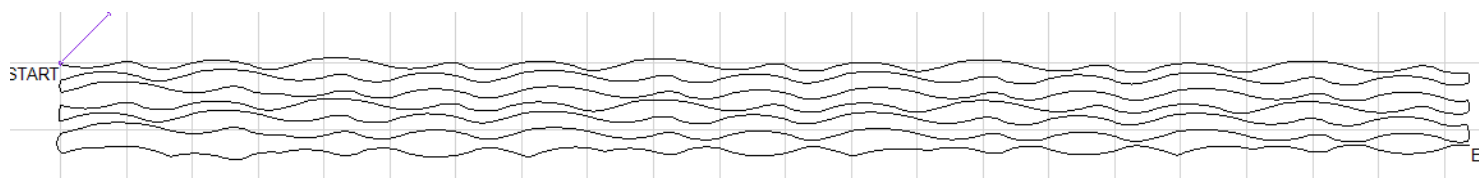


# Table Top Stand Quilts

Just quilt them out and bind them. These little quilt stands are available online from many different online stores...or check out your local quilt shop. Let us know the other holidays for which you want to make table top stand quilts .



We had two Crown Jewels Club members who were asked to re-create the quilting found in magazines for very modern quilts. One needed irregular lines, and the other needed parallel lines. When you use these two patterns, you will need only one repeat (the irregular lines pattern is 87" wide, and the straight lines pattern is 66" wide). Think of them as a background fill for the entire quilt! :)



As I've been working on the Club Notes Newsletter this month, I've been distracted by Kim.....she keeps saying, "Janet, come look at this!"

She must have been bitten by the creative juices bug, and she's been making an absolutely gorgeous set of blocks, triangles, sashing, borders, border corner patterns. So, if you have any specific blocks you'd like her to design a pattern for, give us a call at the office, or send me an email ([sweetdreamsq@com](mailto:sweetdreamsq@com)) and we'll see if we can get her to extend her new creation to those blocks!



# Favorite Longarm Supplies Vendors:

We've had many questions from new longarm quilters about the best places to buy their supplies. So, we thought we'd provide a list of our favorite vendors. This is not an exclusive list...you may already have other vendors who take care of your longarm supply needs...and we're not trying to convert anybody.

**Superior Thread:** I buy King Tut Thread in the 2000 yard cones, although they have poly thread as well. They sell wholesale only, so you'll need your sales tax certificate to set up an account. They have an amazing selection of thread. They have fabulous customer service and an easy online account set up process. They also ship internationally! <http://www.superiorthreads.com>

**Checker Distributing:** Wholesale Only.....I have rarely looked in vain for anything quilt related on their site. Shopping for supplies can be addicting! Shipping is charged on large items, but not on items such as pins, needles, thread, books, scissors, or most other notions. They do charge shipping on bolts of fabric, luggage, cutting mats, Ott Lights, etc. <http://www.checkerdist.com>

**SouthStar Supply Company:** They have scissors, snips & holsters, bobbins, pattern making supplies, rotary cutters, mats, knives, sharpeners, notions, needles, pins, ergonomics, safety, & handling supplies, steamers, machine oil, spot lifters, silicone.....and they are very nice people to work with. <http://www.southstarsupply.com>

**Quilter's Dream Batting:** I have pretty much stopped purchasing rolls of batting. I find it easier to maintain an accurate inventory of batting, and it stores well. Unlike some packaged batting, I don't find that the QD batting is distorted, and so it doesn't require a trip through my dryer before I can use it. Some of my best friends who also have longarm quilting businesses stock packaged batting as well as batting on a roll. We agree that these people are easy to work with! <http://www.quiltersdreambatting.com>

**Quilted Memories:** This Hobbs Batting distributor is only a quick phone call away. She ships UPS or Fed Ex. UPS costs a bit more, but since they'll put my packages inside my garage rather than leaving it out on my front porch, I don't mind that extra cost. This lady (Lyn Heilman) makes it happen! When I find myself in a batting crunch, she's there for me! Just gotta love that! (Plus she provided all the classroom batting for the SUGAR 2010 Conference this past summer). <http://www.quiltedmemoriesllc.com>

**Virginia Longarm:** I buy the dress bag and the 3-sided zipper totes to deliver my quilts to customer. They bring their next quilt to me in their bag. When I arrive at our guild meetings, laden with my purple bags, people say it looks like Christmas. Their quilts stay clean and it adds a little extra class and professionalism to my business. <http://www.virginialongarm.com> or call toll free at 855-566-4276.